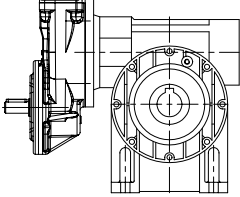
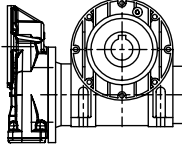
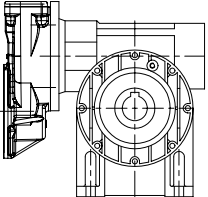
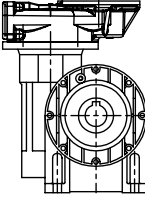
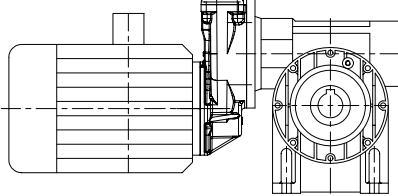
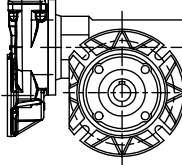
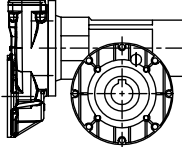


DESIGNAZIONE

CONFIGURATION

TYPENBEZEICHNUNGEN

Tipo Type Typ	Grandezza Size Grösse	i	PAM	∅ alb. lento o canotto (mm) ∅ output or hollow shaft ∅ abtriebwelle oder Büchse	Versione Version Ausführung	Pos. di mont. Mount. pos. Einbaulage	Altre indicaz. Other indicat. Weitere Angaben
P63	MI 40	121	63 B14	18	A	B3	
P71	MI50	75				B3	
(*) P80	90				A	
P90	Vedi TAB. pag. 58 See TABLE page 58 <i>Siehe die Tabelle auf Seite 58</i>	120				B6	
		150				B8	
		180				B	B7
		200				V5	
		240				V6	
		300				V	
		320					
P + MI (PAM B14)		400					
						F - FBR (**)	
P + MI (con motore) (with motor) (mit Motor)						FP	

(*) **ATTENZIONE:** morsettiera motore ruotata a 45°.

(*) **ATTENTION:** motor terminal box position at 45°.

(*) **ACHTUNG:** Motorklemmbrett um 45° gedreht.

(**) Per le caratteristiche delle flange, fare riferimento al riduttore base.

(**) **Regarding the flanges features/dimensions, please refer to the standard gearbox.**

(**) *Für die Eigenschaften der Flansche siehe das Standardgetriebe.*

SENSO DI ROTAZIONE

DIRECTION OF ROTATION

DREHRICHTUNG

