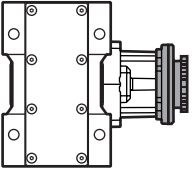
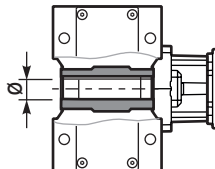
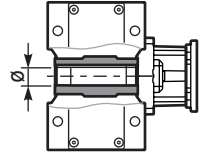
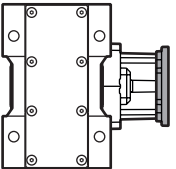
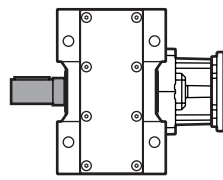
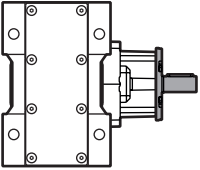
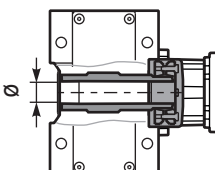
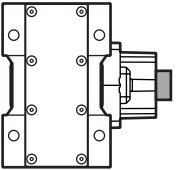
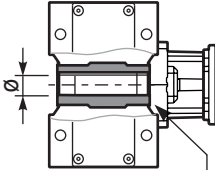
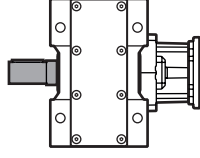
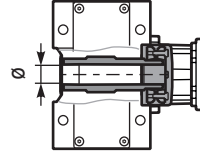

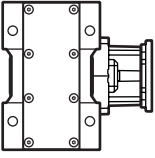
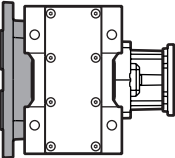






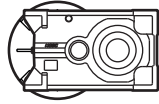

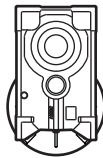
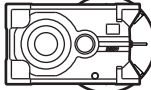
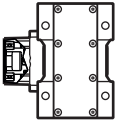
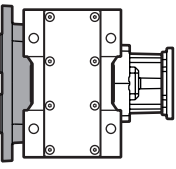

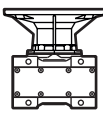
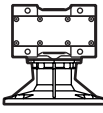

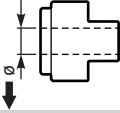


Type - Tipo - Typ Type - Tipo	Size - Grandezza - Größe Taille - Tomaño	Mounting - Montaggio Montage - Fixation Tipo de montaje	Rapporto - Ratio Untersetzung Reduction - Relacion	Output shaft Albero uscita Abtriebswelle Arbre de sortie Eje en salida
<b>M</b>	<b>H62C</b>	<b>C</b>	<b>12.39</b>	<b>-E</b>
<p>Parallel shaft helical Riduttori ad assi paralleli</p>  <p>With IEC motor <b>M</b></p>	<p>1 Stage Riduzione Stufe Trains Etapas</p> <p>2 Stages Riduzioni Stufen Trains Etapas</p> <p>3 Stages Riduzioni Stufen Trains Etapas</p> <p>Cast Iron/Ghisa/Grauguss/Fonfe/Fundicion</p>	 <p>Hollow output shaft <b>C</b></p>	<p>See technical data table</p> <p>Vedi tabelle dati tecnici.</p> <p>Technisches Datenblatt beachten</p> <p>Voir Tableau données techniques</p> <p>Ver tabla datos técnicos</p>	 <p><b>STANDARD</b> ⇒ Only on request for Q.ty A richiesta per quantità</p>
 <p>With motor flange <b>P</b></p>	<p><b>H61C</b> <b>H71C</b> <b>H81C</b></p>	 <p>Single output shaft <b>A</b></p>		<p>H61C H62C H63C <b>-E</b> ⇒ <math>\varnothing 35</math> <b>-F</b> ⇒ <math>\varnothing 40</math></p>
 <p>With male input shaft <b>R</b></p>	<p><b>H62C</b> <b>H72C</b> <b>H82C</b></p> <p><b>H63C</b> <b>H73C</b> <b>H83C</b></p>	 <p>Shrink Disk <b>D</b></p> <p>Only on request for Q.ty A richiesta per quantità</p>		<p>H71C H72C H73C <b>-F</b> ⇒ <math>\varnothing 40</math> <b>-G</b> ⇒ <math>\varnothing 45</math></p> <p>H81C H82C H83C <b>-H</b> ⇒ <math>\varnothing 50</math> <b>-I</b> ⇒ <math>\varnothing 55</math></p>
 <p>Modular base <b>B</b></p> <p>Not available for: H61C, H71C, H81C, H82C</p>		 <p>Stainless steel hub <b>I</b></p> <p>On request for q.ty</p> <p>Stainless steel hub Mozzo in acciaio Inox Edelstahlhohlwelle Moyeu en acier Inox Nucleo corona de acero Inox</p>		<p><b>A</b></p>  <p>Single output shaft</p> <p><b>-N</b> H61/2/3C ⇒ <math>\varnothing 35</math> <b>-O</b> H71/2/3C ⇒ <math>\varnothing 40</math> <b>-K</b> H81/2/3C ⇒ <math>\varnothing 50</math></p>
				<p><b>D</b></p>  <p>Shrink disk</p> <p><b>-T</b> H62/3C ⇒ <math>\varnothing 35</math> <b>-U</b> H72/3C ⇒ <math>\varnothing 40</math> <b>-V</b> H82/3C ⇒ <math>\varnothing 50</math></p>



On request we can deliver our products according to the ATEX  
 A richiesta possiamo fornire i nostri prodotti secondo le normative ATEX  
 Auf Anfrage können wir unsere Produkte den Richtlinien ATEX entsprechend liefern  
 Sur demande nos produits peuvent se conformer à la réglementation ATEX  
 A pedido, se pueden enviar nuestros productos de acuerdo con las normas ATEX.

Type - Tipo - Typ Types - Tipo	Output flange Flangia uscita Ausgangsflansch Bride de sortie Brida en salida	Motor size - Grandezza motore Motor Grösse Motor Grösse Grandeur moteur - Tamaño motor	Terminal box position Posizione morsettiera Klemmkastenlage Position boîte à bornes Posición caja de bornes	Mounting position Posizione montaggio Einbaulage Position de montage Posición de montaje	Coupling Giunto Kupplung Joint Juntura
<b>-N</b>	<b>N</b>	<b>-C</b>	<b>B</b>	<b>B3</b>	<b>C</b>
 <p><b>-N</b> Senza flangia Without flange</p>	 <p><b>N</b> Senza flangia Without flange H61C H62C H63C <b>4</b> → <b>∅250</b> H71C H72C H73C <b>4</b> → <b>∅250</b> <b>5</b> → <b>∅300</b> H81C H82C H83C <b>5</b> → <b>∅300</b> <b>6</b> → <b>∅350</b> <b>7</b> → <b>∅400</b></p>	<p>Flange Flangia </p> <p>Type R Tipo R </p> <p><b>B5</b> <b>-A</b>=56 (∅120) <b>-B</b>=63 (∅140) <b>-C</b>=71 (∅160) <b>-D</b>=80 (∅200) <b>-E</b>=90 (∅200) <b>-F</b>=100+112 (∅250) <b>-G</b>=132 (∅300) <b>-H</b>=160 (∅350) <b>-I</b>=180 (∅350)</p>	 <p><b>A</b></p>  <p><b>B</b> STANDARD</p>  <p><b>C</b></p>  <p><b>D</b></p>	 <p><b>B3</b> STANDARD</p>  <p><b>B6</b></p>  <p><b>B7</b></p>  <p><b>B8</b></p>	<p><b>0</b> Without coupling Senza giunto</p> 
 <p><b>-F</b> Whit output flange con flangia uscita</p>		<p>Without flange Senza flangia </p> <p><b>-M</b> → With coupling H63C H73C <b>-1</b> → <b>∅14</b> (71B5) <b>-2</b> → <b>∅19</b> (80B5) <b>-3</b> → <b>∅24</b> (90B5) <b>-4</b> → <b>∅28</b> (100B5)</p> <p>H62C H72C H83C <b>-2</b> → <b>∅19</b> (80B5) <b>-3</b> → <b>∅24</b> (90B5) <b>-4</b> → <b>∅28</b> (100B5)</p>		 <p><b>V5</b></p>  <p><b>V6</b></p>  <p><b>V8</b></p>	<p><b>-</b> Nothing indication: standard bore Nessuna indicazione: foro standard COUPLING</p>  <p><b>A</b> = 9mm <b>B</b> = 11mm <b>C</b> = 14mm <b>D</b> = 19mm <b>E</b> = 24mm <b>F</b> = 28mm</p>